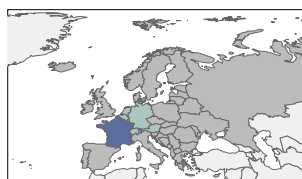


# France

## Human Papillomavirus and Related Cancers, Fact Sheet 2023 (2023-03-10)

### I. Key data on HPV and HPV-related cancers



France has a population of 27.9 million women ages 15 years and older who are at risk of developing cervical cancer. Current estimates indicate that every year 3379 women are diagnosed with cervical cancer and 1452 die from the disease.

Cervical cancer ranks as the 12th most frequent cancer among women in France and the 4th most frequent cancer among women between 15 and 44 years of age. About 4.7% of women in the general population are estimated to harbour cervical HPV-16/18 infection at a given time, and 75.6% of invasive cervical cancers are attributed to HPVs 16 or 18.

**Table 1. Crude incidence rates of HPV-related cancers**

	Male	Female
Cervical cancer	-	10.0
Anal cancer	1.31	5.12
Vulva cancer	-	3.31
Vaginal cancer	-	0.61
Penile cancer	1.80	-
Oropharyngeal cancer	11.1	3.93
Oral cavity cancer	13.4	6.93
Laryngeal cancer	8.58	1.64

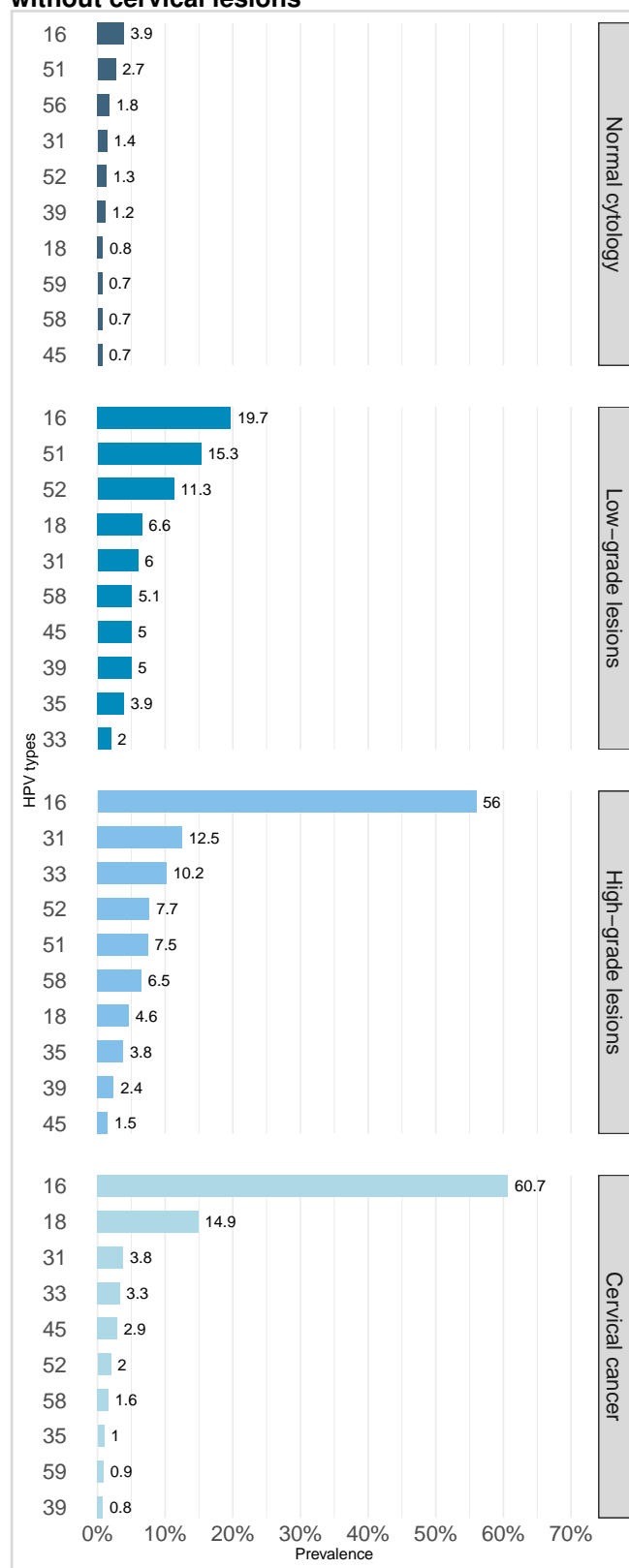
**Table 2. Burden of cervical cancer**

	Incidence	Mortality
Annual number of new cases/deaths	3379	1452
Crude rate	10.0	4.31
Age-standardized rate	6.99	2.20
Cumulative risk 0-74 years (%)	0.65	0.24
Ranking of cervical cancer (all years)	12th	15th
Ranking of cervical cancer (15-44 years)	4th	5th

**Table 3. Burden of cervical HPV infection France**

	No. Tested	% (95% CI)
HPV 16/18 prevalence:		
Normal cytology	4764	4.7 (4.1-5.3)
Low-grade cervical lesions	639	26.3 (23.0-29.8)
High-grade cervical lesions	688	60.6 (56.9-64.2)
Cervical cancer	1434	75.6 (73.3-77.7)

**Figure 1. Comparison of the ten most frequent HPV oncogenic types in France among women with and without cervical lesions**



# France

## Human Papillomavirus and Related Cancers, Fact Sheet 2023 (2023-03-10)

### II. Complementary data on cervical cancer prevention

**Table 4. Factors contributing to cervical cancer (co-factors)**

Smoking prevalence (%) [95% UI], women	24.9 [19.1-30.7]
Total fertility rate (live births per women)	2.0
Hormonal contraception use (%)	36.6
HIV prevalence (%) [95% UI] (15-49 years)	0.2 [0.2-0.2]

**Table 5. Sexual behaviour**

MEN	
Percentage of 15-year-old who have had sexual intercourse	26.0
Range of median age at first sexual intercourse	16.0 - 18.4
WOMEN	
Percentage of 15-year-old who have had sexual intercourse	16.0
Range of median age at first sexual intercourse	17.0 - 22.0

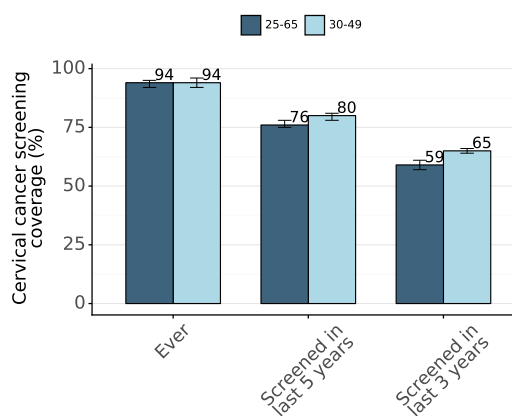
**Table 6. HPV vaccine introduction**

Females	
HPV vaccination programme	Introduced
Year of introduction	2007
Year of estimation	2021
HPV coverage – first dose (%)	46
HPV coverage – last dose (%)	37
Males	
HPV vaccination programme	Not Available/Not Introduced
Year of introduction	-
Year of estimation	-
HPV coverage – first dose (%)	-
HPV coverage – last dose (%)	-

**Table 7. Cervical screening practices and recommendations**

Existence of official national recommendations	Yes
Starting year of recommendations	2020
Active invitation to screening	Yes
Screening ages (years), primary screening test used, and screening interval or frequency of screenings	25-29 (cytology, 3 years); 30-65 (HPV test, 5 years)

**Figure 2. Estimated coverage of cervical cancer screening in France\***



\* Estimated coverage and 95% confidence interval in 2019

**Contact information:**

ICO/IARC HPV Information Centre  
 Institut Català d'Oncologia  
 Avda. Gran Via de l'Hospitalet, 199-203  
 08908 L'Hospitalet de Llobregat (Barcelona, Spain)  
 info@hpvcentre.net  
[www.hpvcentre.net](http://www.hpvcentre.net)