

LOS ANGELES COUNTY SHERIFF'S DEPARTMENT  
CRESCENTA VALLEY STATION  
4554 N. Briggs Avenue, La Crescenta, CA 91214  
(818) 248-3464



## **City of La Cañada Flintridge Crime Statistics**

**February 2026**

**Prepared By: Marisa Tomlinson, Crime Analyst March 10, 2026**

## PART I OFFENSES

Classification	Jan	Feb	Mar	Apr	May	Jun	Jul	Aug	Sep	Oct	Nov	Dec	YTD 2026	YTD 2025	YTD 2024	YTD 2023	YTD 2022	YTD 2021	YTD 5 Yr Chg	YTD 1 Yr Chg
Homicide	0	0											0	0	0	0	0	0	No Change	No Change
Rape	0	0											0	1	0	0	0	0	No Change	-100%
Robbery	0	1											1	1	1	2	0	1	No Change	No Change
Agg Assault	2	4											6	0	2	1	4	2	200%	Not Calc.
Resi Burglary	4	4											8	34	13	12	10	5	60%	-76%
Other Burglary	1	2											3	1	4	2	5	4	-25%	200%
Larceny-Theft	10	19											29	24	32	56	31	38	-24%	21%
GTA	0	1											1	0	0	1	1	1	No Change	Not Calc.
Arson	1	0											1	0	0	0	0	0	Not Calc.	Not Calc.
<b>Total</b>	<b>18</b>	<b>31</b>	<b>0</b>	<b>0</b>	<b>0</b>	<b>0</b>	<b>0</b>	<b>0</b>	<b>0</b>	<b>0</b>	<b>0</b>	<b>0</b>	<b>49</b>	<b>61</b>	<b>52</b>	<b>74</b>	<b>51</b>	<b>51</b>	<b>-4%</b>	<b>-20%</b>

## PART II OFFENSES – VANDALISM, NARCOTICS, & ID THEFT/FRAUD

Classification	Jan	Feb	Mar	Apr	May	June	July	Aug	Sep	Oct	Nov	Dec	YTD 2026	YTD 2025	YTD 2024	YTD 2023	YTD 2022	YTD 2021	YTD 5 YR Chg	YTD 1 YR Chg
Vandalism	0	1											1	1	2	4	4	6	-83%	No Change
Narcotics	1	0											1	0	2	1	4	1	No Change	Not Calculable
Identity Theft / Fraud	2	5											7	7	11	6	9	12	-42%	No Change

All data extracted from LARCIS as of 3/10/2026– Unverified and subject to change.

Red depicts +30% increases and green depicts -30% decreases

## TRAFFIC

<b>Classification</b>	<b>February 2026</b>	<b>YTD 2026</b>	<b>YTD 2025</b>	<b>YTD 2024</b>	<b>YTD 2021 (5 yrs ago)</b>
Total Collisions	11	25	18	31	15
Non-Injury Collisions	7	17	15	24	10
Injury Collisions	4	8	3	7	5
Fatal	0	0	0	0	0
Private Property	4	9	5	10	4
Warnings	75	138	66	95	183
Citations	48	145	63	146	365

**\*\*\*Information Analysis:**

The classification of total collisions document the total number of collisions for the month and year to date.

The sub categories document the individual statistical categories of each collision and may not equal the total number of collisions

For example: injury accident on private property will be counted in the injury accident and private property sub categories.

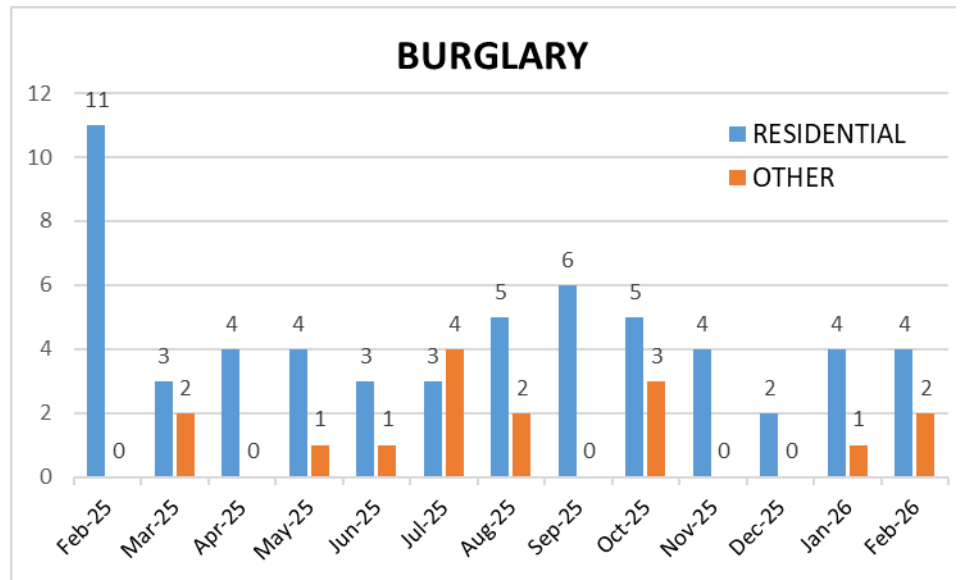
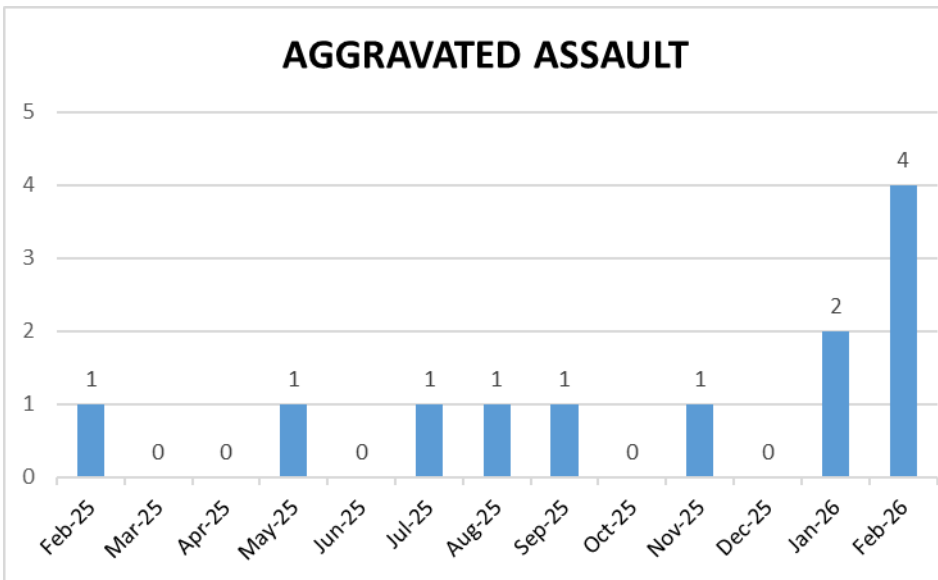
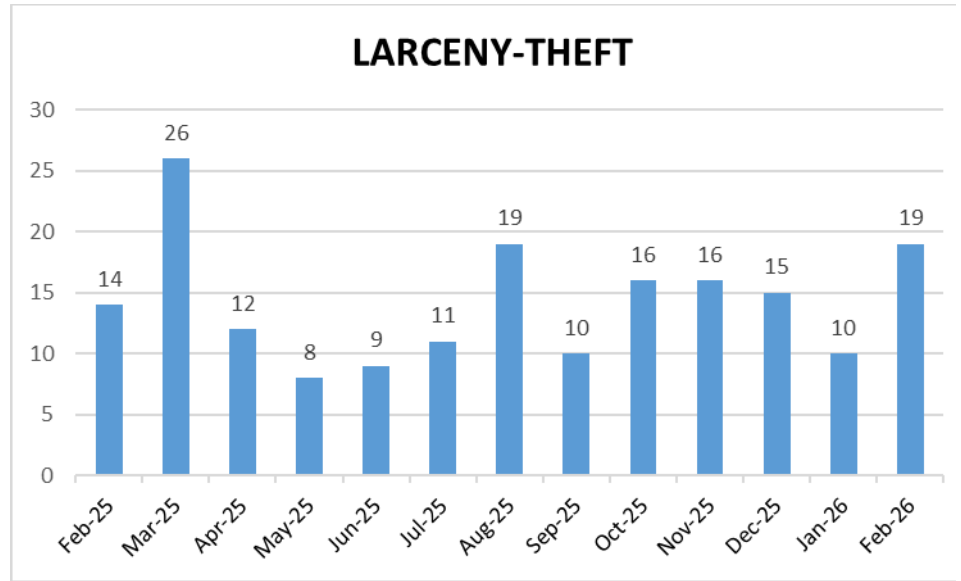
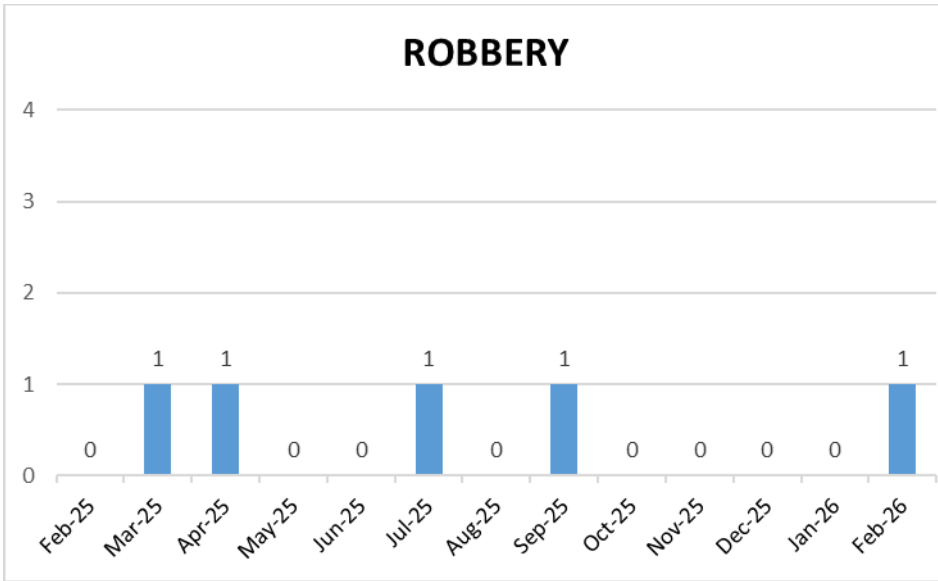
## FLOCK RELATED CASES

In February 2026, there were no Flock Safety System related vehicle recoveries or arrests.

### TRESPASSING / ILLEGAL SHOOTING CALLS / INCIDENTS

5 trespassing / possible trespassing calls and no trespassing reports in February 2026.

No illegal shooting calls and no illegal shooting incident report in February 2026.



All data extracted from LARCIS as of 3/10/2026– Unverified and subject to change.