

MouZie

Instruction manual

PLEASE READ CAREFULLY BEFORE USING THE PRODUCT

Rev date: Dec 2023

MouZie

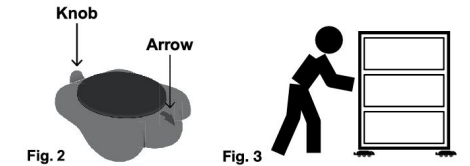
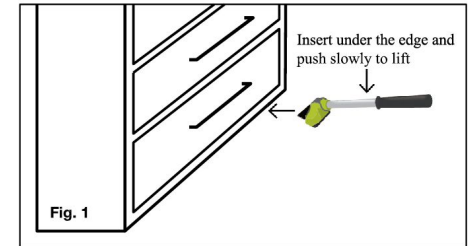
READ INSTRUCTIONS BEFORE USE



1. Lever 2. Trolleys 3. Risers 4. Cradle 5. Roller Covers (for Carpets)


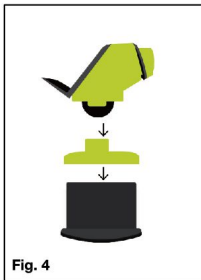
USE ON FURNITURE WITHOUT LEGS

1. Fully insert the lever under the corner of the cabinet you want to move and press slowly on the lever to lift. (Figure 1)
2. Hold the trolley by the knob and insert under the edge of the cabinet. (Fig. 2)
3. Position the carriage arrow in the direction in which you want to move the cabinet.
4. Lower the furniture onto the cart.
5. Repeat steps 1-6 for the remaining three carriages.
6. Push near the base of the furniture to avoid overturning. (Fig. 3)
7. Remove the trolleys after moving the furniture repeating step 1.



FURNITURE WITH LEGS

1. Choose the size from the adjustable base to raise the lever to the height of the cabinet.
2. Place the lever with the base on the top and hook the lever into the cradle. (Fig. 4)
3. Place the lever under the edge of the cabinet. (Fig. 5)
4. Press slowly on the lever to raise. (Fig. 1)
5. Hold the trolley by the knob and insert under the leg of the piece of furniture. (Fig. 2)
6. Push the carriage arrow in the direction you want to move the furniture. Lower the furniture onto the cart.
7. Repeat steps 3-7 for the remaining three carriages.
8. Push near the base of the furniture to avoid overturning. (Fig. 3)
9. Remove the trolleys after moving the furniture repeating steps 3-4



WARNINGS:

- Serious or fatal crushing injuries can occur from furniture tip-over. Push close to the base of the furniture to prevent tipping.
- Surfaces must always be kept free of dirt and grit, or floors can be damaged.
- If used outside, never reuse inside. The wheels on the trolley might damage flooring.
- Newly finished wood floors must be totally dry before using this system.
- Do not leave furniture unattended while on trolleys.
- Do not store or use furniture while on trolleys
- **USE CAUTION** when using this system if you have any injuries hindering movement.
- This product is not a toy. Keep out of reach of children.

NOTE: The Roller Covers for carpets come already mounted on the rollers

To avoid damage to flooring, do NOT attempt to use Roller Covers on hardwood or tile.

Only use Roller Covers on carpet.

CARE INSTRUCTIONS:

- If cleaning is needed, wipe down trolleys with a damp microfiber cloth.