



Qutool[®]



Please read this user manual carefully before using this product

Getting Started

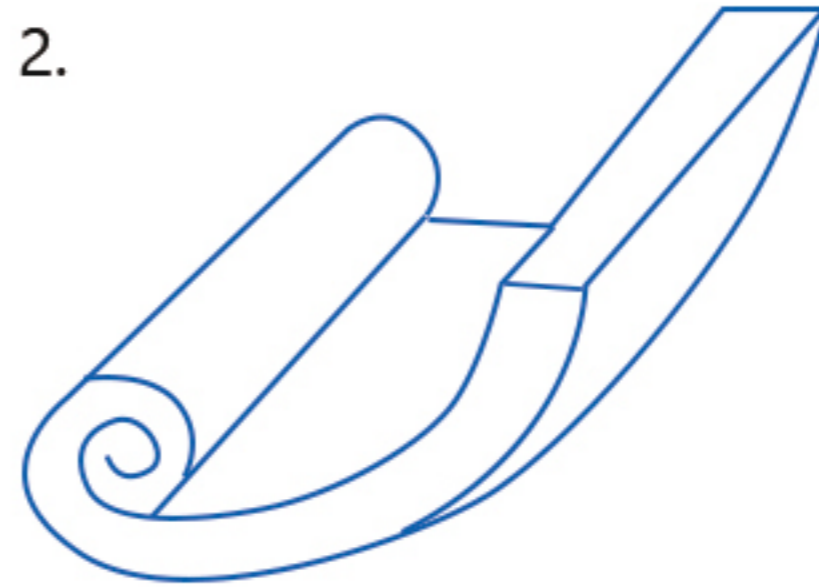
Pillows are shrink-wrapped for convenient and safe delivery featuring easy to disassemble packaging designed for cleanliness.

1.




Make a tiny incision first, and then tear the plastic wrap away by hand. If a pair of scissors is used, please be careful not cut the pillow. Do not use a knife.

2.

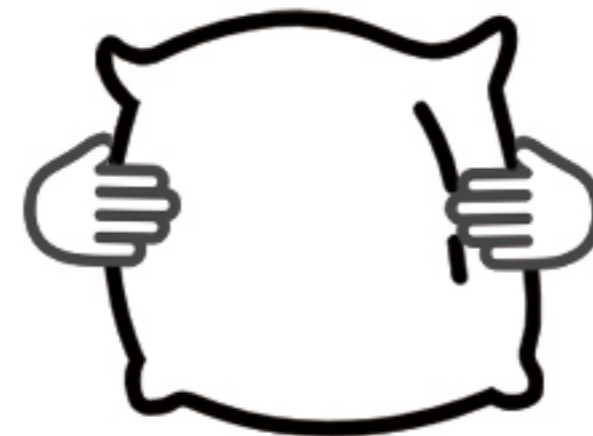


Roll out the pillow on your bed frame and remove any remaining plastic packaging as detailed in Step 1.

Fluffing Your Pillow



Before first use your Qutool cooling pillow, put it in the dryer on low for 10-15 minutes with dryer balls, This allows your pillow to become a fluffy pillow.




No dryer? No Problem! Fluff by gentle patting, squeezing and massaging the pillow. Fluff it up by hand, and let your pillow air out for a day.

Note: In order to maintain peak fluffiness, you should gently fluff your pillows every night before sleep.

If you have any questions, please contact us via Amazon

Adjust the Pillow to Fit You



SIDE SLEEPERS

Out of the box Qutool pillow contains the optimal amount of stuffing for side sleepers who enjoy a nice amount of height in their pillows.

FULL



BACK SLEEPERS

Tend to need less stuffing, therefore remove some stuffing so your head is properly aligned.

NORMAL



STOMACH SLEEPERS

Tend to need even less stuffing than back sleepers, remove stuffing as needed so your head is properly aligned **and until you reach your comfort level.**

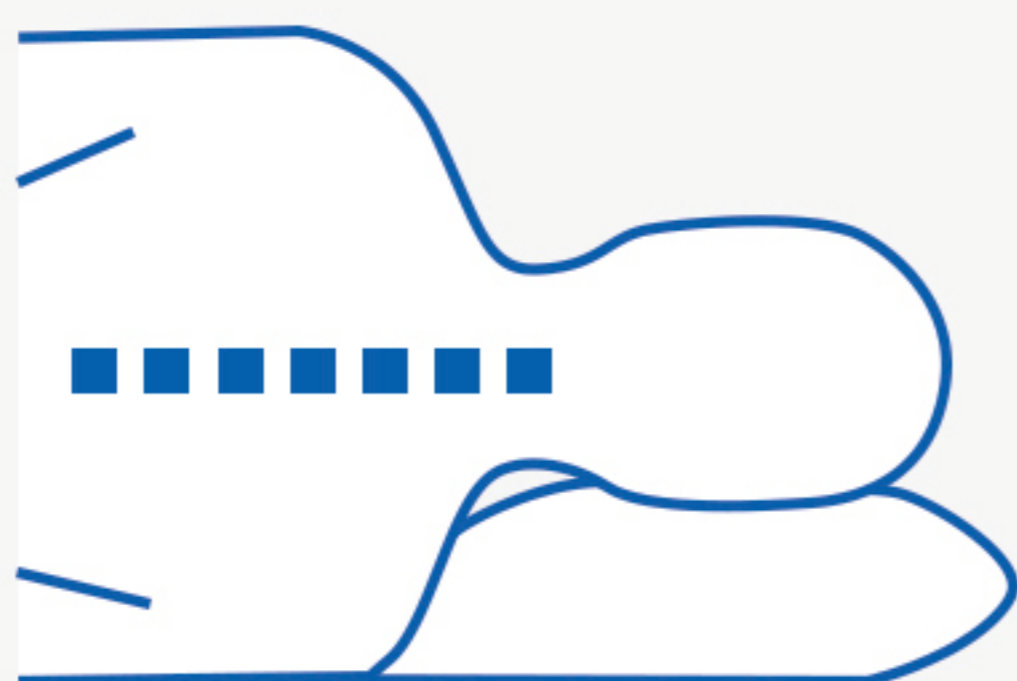
SLIM



Our general guidelines will get you started but keep in mind that they are only suggestions! Always listen to your body and adjust the amount of filling as needed.


ALIGN!

Head and neck position during sleep is very important for maintaining good posture. Make sure your neck is straight and not craning forward or tilting backwards.



Adjust stuffing until your neck is properly aligned when using the Qutool pillow.

BE MINE!



Take a moment to fluff your pillow after use to maximize the fullness and plush pillow experience you'll come to love the Qutool pillow!

FLUFF YOUR PILLOW

To maintain your pillows loftiness, take a few moments every morning to fluff your pillow.

NOT QUITE PERFECT? LET US HELP!



Free Personal Customization

Too fluffy? Too flat? Not enough support? No problem, contact us and we will help you personalize your pillow to perfection.



100-Night Trial

If you're not 100% satisfied, return your pillow for a full refund.

How To Contact Us?

1. Open your Amazon Account to click **Your Orders**
2. Find this order, and click "**Get Help**" on the right.
3. Then click "**Select**" to send a question to us.

Write your problem or question, let us know, we will help you resolve it once we receive it.

Care Instructions

How to Care for Your Qutool Pillow



Remove the outer washable cover.



Machine wash in cold water, on gentle cycle. Do not bleach.



Tumble dry low or air dry in the sun. Ensure cover is completely dry before use.

Pillowcase can be machine-washed at low temperature or hand-wash in mild soap water, or use a damp cloth for quick spot cleanings.

Regularly remove pillowcase to vent pillow and keep it fresh.



Do not iron



Do not dry clean



Do not bleach



Do not wash the pillow itself! Please only wash the pillowcase



Do not expose the inner memory foam to direct sunlight for long time

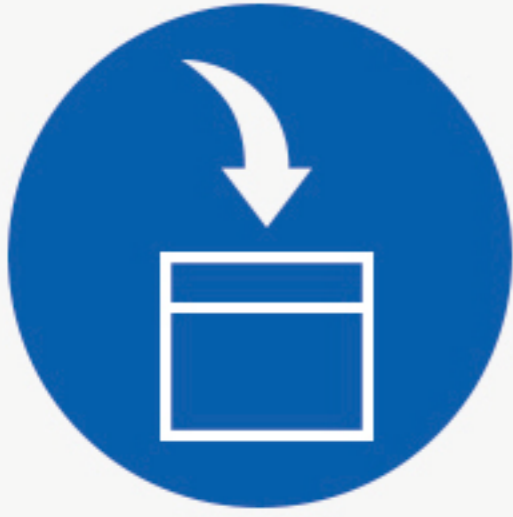
We want to sincerely thank you for your support. Without folks like you, we won't have other business. We built this business bit by bit, and every customer's feedback is highly valued.

If for any reason you are not satisfied with our pillow, please contact us via Amazon. You will receive a free replacement or refund ASAP. You won't need to undergo the hassle of returning it to Amazon, the costs are all on us.

Sincerely,

Ashley

This Pillow was Packed Freshly Just for You



The pillow has been vacuum sealed to reduce packaging waste.

Once removed from its packaging, it will expand to its full size. We recommend placing the pillow in the dryer on low for 10 minutes to help the foam expand. If you do not have a dryer, please pat or Knead the pillow and let it air out for at least 1 hour.



Memory foam is temperature sensitive. The pillow will become firm at temperature below 32°F.

If exposed to temperature below 32° F, the pillow will feel solid. Allow the pillow to air out and warm up to room temperature.



Memory foam tends to have a scent when new.

No need to worry about toxic "bad smells", Qutool pillows are made of top-notch odorless and safe memory foam.

To reduce the scent, place the pillow in the dryer on low for 1 to 2 hours with a dryer sheet. If you do not have a dryer, take off the removable cover and allow the inner pillow to air out for 1 to 2 days.

*Our foam is CertiPUR-US® certified and is made without PBDEs, TDCPP, or TECP ("Tris") flame retardants.

 *Qutool*[®]

Have a Good Sleep Every Night