

SPECIFICATION

DEVICE NAME : SILICON DIODE

TYPE NAME : ERW07-120

SPEC. No. :

DATE :

Fuji Electric Co.,Ltd.

This Specification is subject to change without notice.

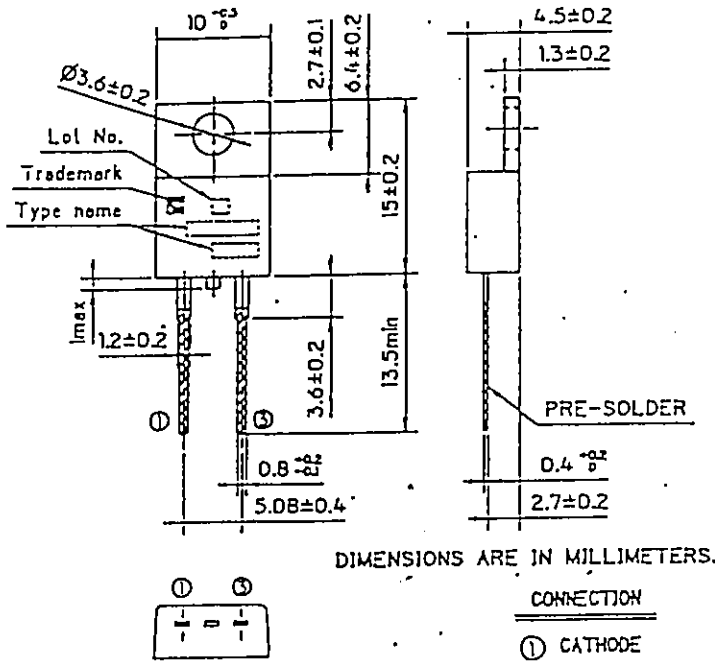
	DATE	NAME	APPROVED	Fuji Electric Co.,Ltd.		
DRAWN				DWG.NO.	1/6	a
CHECKED						



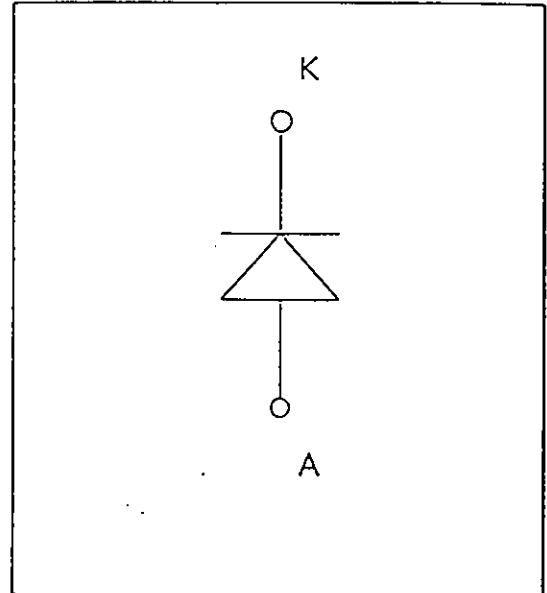
Ratings and characteristics of Fuji silicon diode

ERW07-120

1. Outline Drawing



2. Equivalent circuit



3. Absolute maximum ratings (Tc=25°C)

Items	Symbols	Conditions	Ratings	Units
Repetitive Reverse Voltage	V_{RRM}	—————	1200	V
Repetitive peak surge current	I_{FM}	20kHz : Duty50% Squ. wave	Tc=129°C 2.5	A
			Tc= 25°C 9.5	A
Average rectified forward current	$I_{F(AV)}$	DC	2.5	A
Non-repetitive peak surge current	I_{FSM}	Pulse10ms, sin wave	30	A
Maximam Power Dissipaion	P_D	—————	20	W
Operating Temperature	T_j	—————	+150	°C
Storage Temperature	T_{stg}	—————	-40 ~+150	°C
Mounting Screw Torque	—	—————	50	N · cm

4. Electrical Characteristics (at $T_c=25^{\circ}\text{C}$ unless otherwise specified)

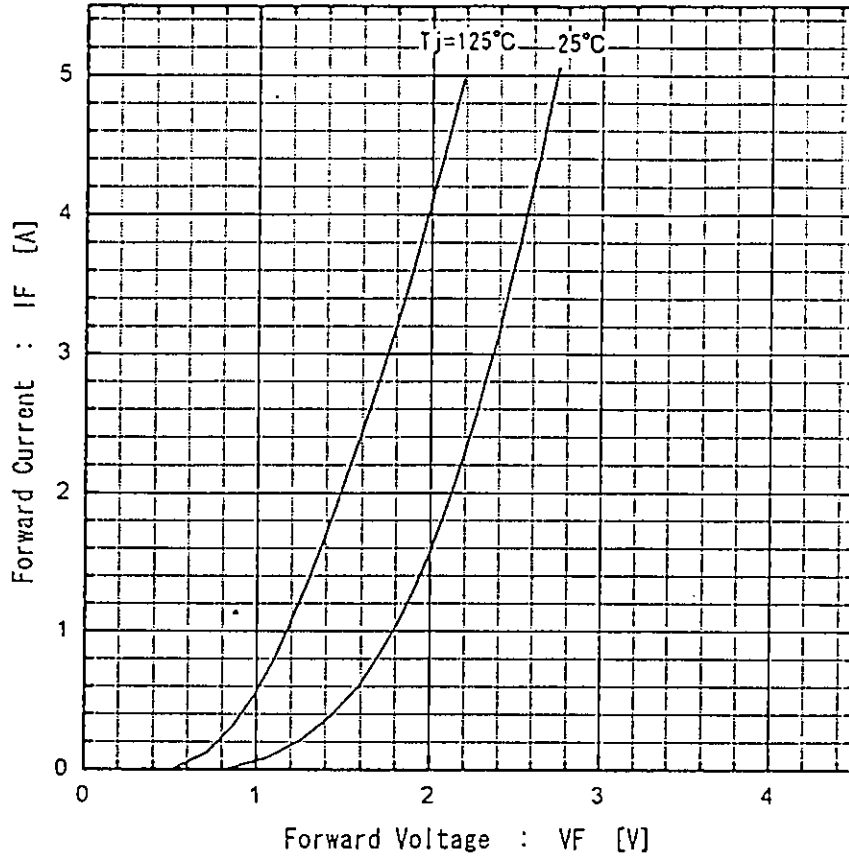
Items	Symbols	Characteristics			Conditions	Unit
		min.	typ.	max.		
Reverse Current	I_R	—	—	1.0	$V_R = 1200\text{V}$	mA
foward voltage	VF	—	—	3.0	$I_F = 2.5\text{A}$	V
Reverse recovery time	t_{rr}	—	—	0.3	$I_F=2.5\text{A}, V_R=200\text{V}$ $di/dt=100\text{A}/\mu\text{s}$	μS

5. Thermal resistance characteristics

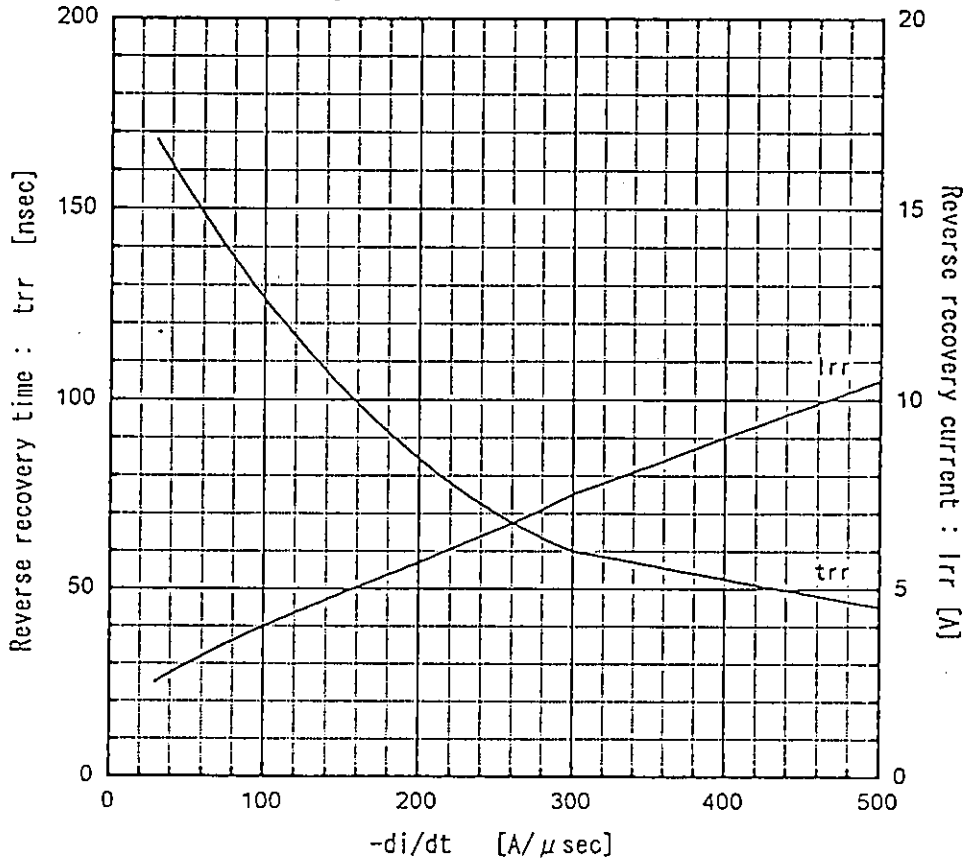
Items	Symbols	Characteristics			Conditions	Unit
		min.	typ.	max.		
Thermal resistance	$R_{th(j-c)}$	—	—	6.25	junction to case	$^{\circ}\text{C}/\text{W}$

This material and the information herein is the property of Fuji Electric Co., Ltd. They shall be neither reproduced, copied, lent, or disclosed in any way whatsoever for the use of any third party nor used for the manufacturing purposes without the express written consent of Fuji Electric Co., Ltd.

Forward voltage vs. Forward current

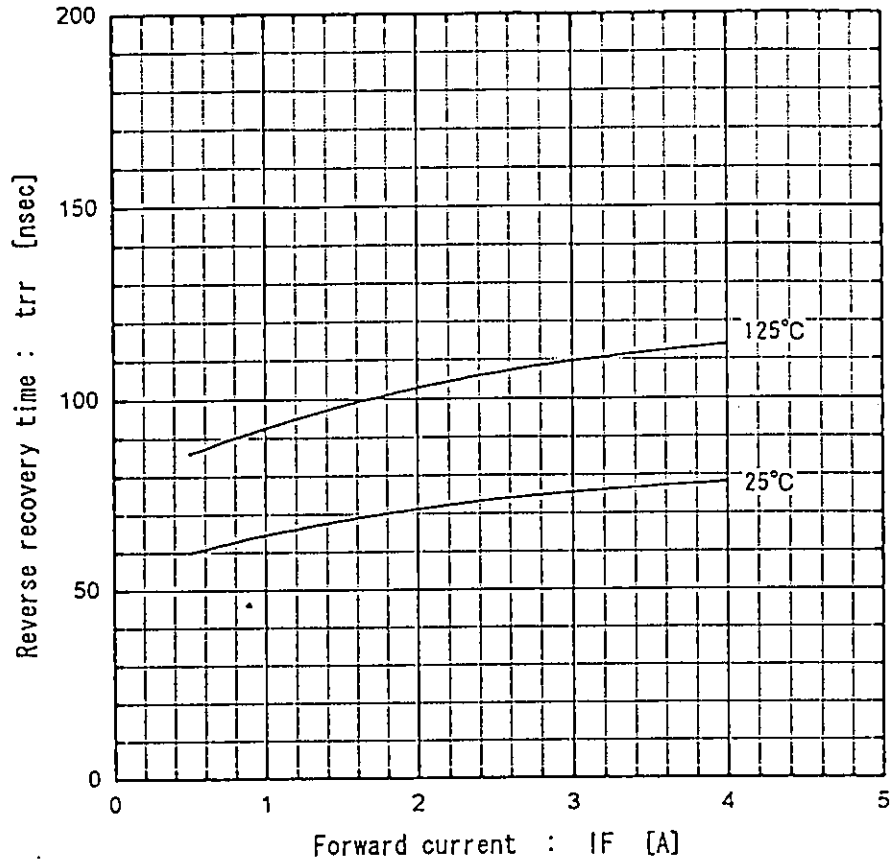


Reverse recovery characteristics vs. $-di/dt$
IF=2.5A, Tj=125°C

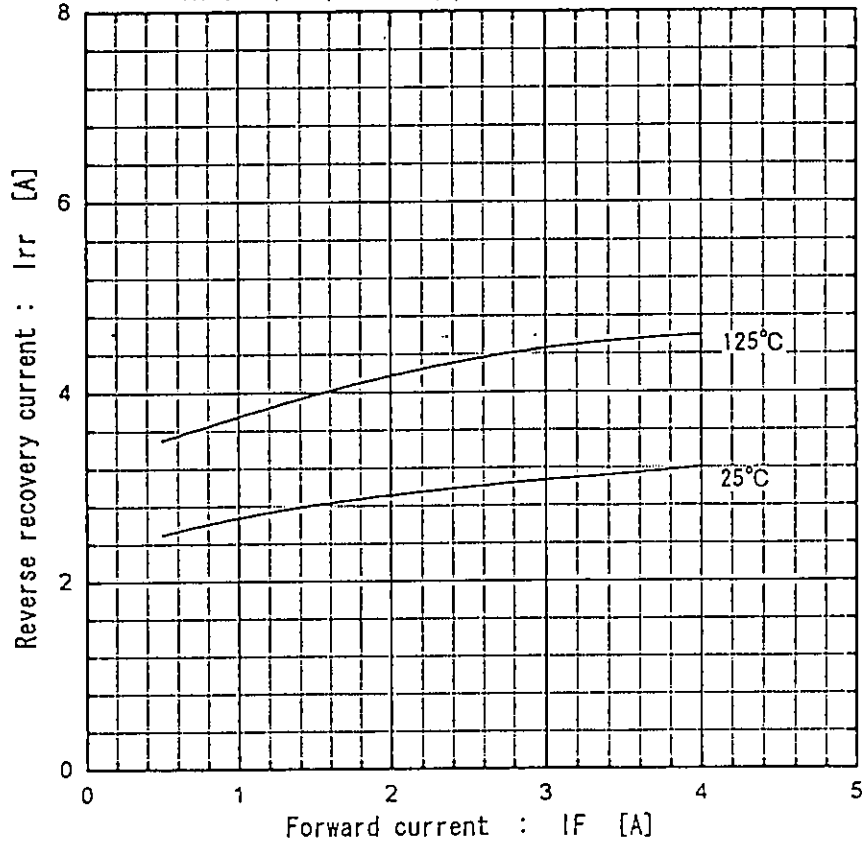


This material and the information herein is the property of Fuji Electric Co. Ltd. They shall be neither reproduced, copied, lent, or disclosed in any way whatsoever for the use of any third party nor used for the manufacturing purposes without the express written consent of Fuji Electric Co. Ltd.

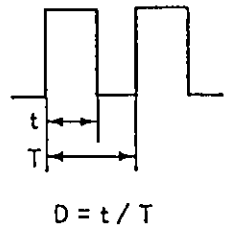
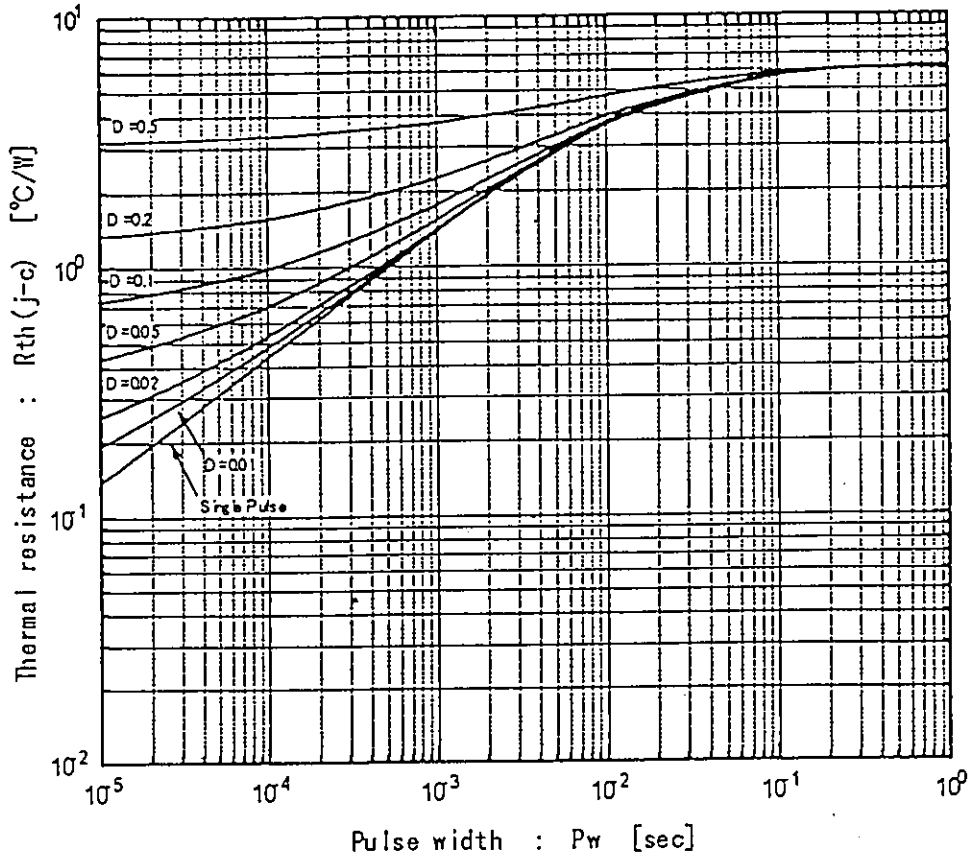
Reverse recovery time vs. Forward current
VR=200V, $-di/dt=100A/\mu\text{sec}$



Reverse recovery current vs. Forward current
VR=200V, $-di/dt=100A/\mu\text{sec}$

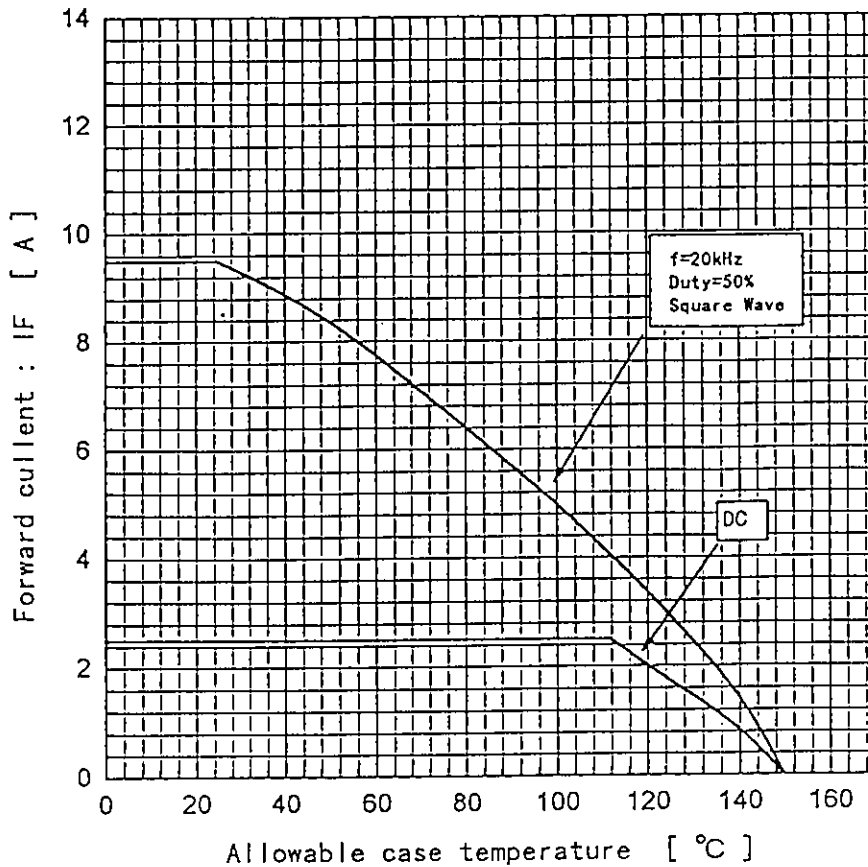


ERW07-120
Transient thermal resistance



This material and the information herein is the property of Fuji Electric Co., Ltd. They shall be neither reproduced, copied, lent, or disclosed in any way whatsoever for the use of any third party nor used for the manufacturing purposes without the express written consent of Fuji Electric Co., Ltd.

Forward current vs. Max. allowable case temperature



For more information, contact:

Collmer Semiconductor, Inc.

P.O. Box 702708

Dallas, TX 75370

972-733-1700

972-381-9991 Fax

<http://www.collmer.com>