



Certificate Number: Q10561

Certificate Number: E17276

# RK13 - RK19

**PRV : 30 - 90 Volts**  
**I<sub>o</sub> : 1.5 - 1.7 Amperes**

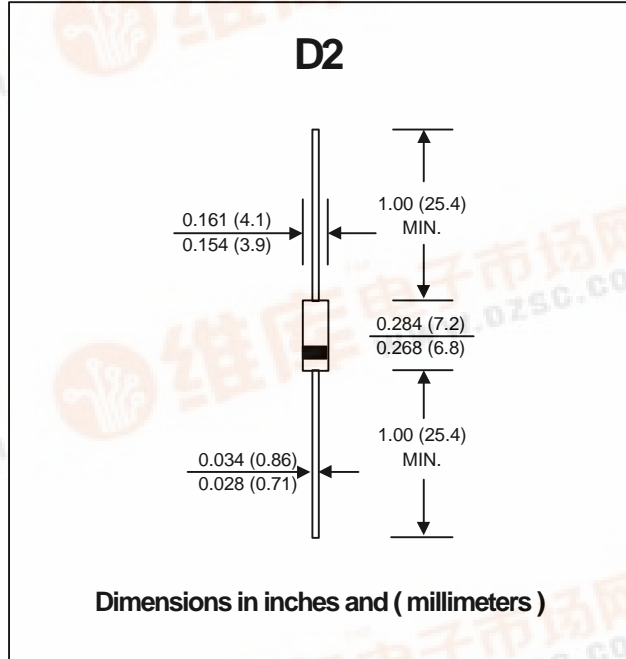
### FEATURES :

- \* High current capability
- \* High surge current capability
- \* High reliability
- \* High efficiency
- \* Low power loss
- \* Low forward voltage drop
- \* Low cost

### MECHANICAL DATA :

- \* Case : D2 Molded plastic
- \* Epoxy : UL94V-O rate flame retardant
- \* Lead : Axial lead solderable per MIL-STD-202, Method 208 guaranteed
- \* Polarity : Color band denotes cathode end
- \* Mounting position : Any
- \* Weight : 0.465 gram

# SCHOTTKY BARRIER RECTIFIER DIODES



### MAXIMUM RATINGS AND ELECTRICAL CHARACTERISTICS

Rating at 25 °C ambient temperature unless otherwise specified.  
 Single phase, half wave, 60 Hz, resistive or inductive load.  
 For capacitive load, derate current by 20%.

RATING	SYMBOL	RK13	RK14	RK16	RK19	UNIT
Maximum Recurrent Peak Reverse Voltage	V <sub>RRM</sub>	30	40	60	90	Volts
Maximum DC Blocking Voltage	V <sub>DC</sub>	30	40	60	90	Volts
Maximum Average Forward Current T <sub>L</sub> = 75 °C	I <sub>F(AV)</sub>	1.7		1.5		Amps.
Peak Forward Surge Current single half sine wave Superimposed on rated load	I <sub>FSM</sub>	50				Amps.
Maximum Forward Voltage at I <sub>F</sub> (Note 1)	V <sub>F</sub>	0.55		0.62	0.81	Volt.
Maximum Forward Current	I <sub>F</sub>	2.0		1.5		Volts.
Maximum Reverse Current at Rated DC Blocking Voltage (Note 1)	I <sub>R</sub>	5.1		1.0	2	mA
Junction Temperature Range	T <sub>J</sub>	- 40 to + 125				°C
Storage Temperature Range	T <sub>STG</sub>	- 40 to + 125				°C

Notes :

(1) Pulse Test : Pulse Width = 300 μs, Duty Cycle = 2%.

## RATING AND CHARACTERISTIC CURVES ( RK13 - RK19 )

FIG.1 - FORWARD CURRENT DERATING CURVE

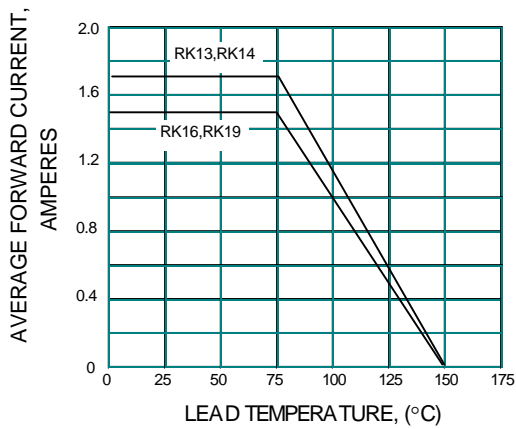


FIG.2 - MAXIMUM NON-REPETITIVE PEAK FORWARD SURGE CURRENT

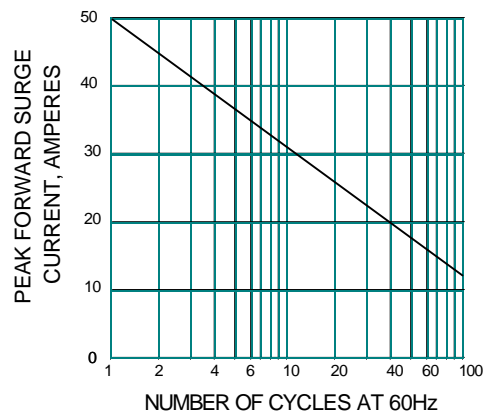


FIG.3 - TYPICAL FORWARD CHARACTERISTICS

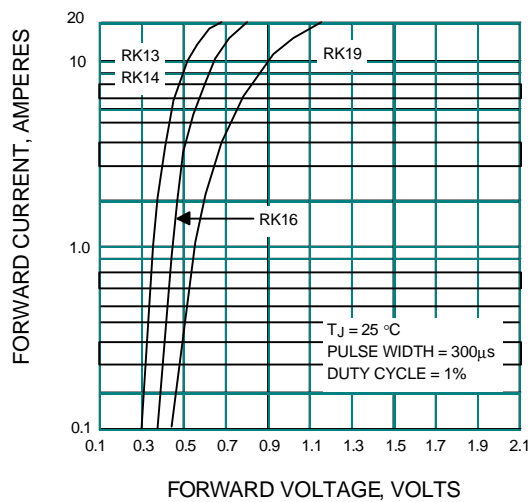


FIG.4 - TYPICAL REVERSE CHARACTERISTICS

