

TOSHIBA Infrared LED GaAs Infrared Emitter

TLN210(F)

Lead Free Product

Infrared Light-emission Diode For Still Camera
Light Source For Auto Focus

- Optical radiation of current confining LED chip is condensed by a resin lens.
- High output
- Effective emission diameter of 344 μ m
- Optical output efficiently radiated in solid angle of 0.984 sr
- Can be operated at VCC = 3V (which is equal to is two cells)
- Optical output vs. temperature characteristic almost constant with constant forward voltage drive system

Maximum Ratings (Ta = 25°C)

Characteristic	Symbol	Rating	Unit
Forward current (Note 1)	I _F	50	mA
Pulse forward current (Note 2)	I _{FP}	400	mA
Reverse voltage	V _R	1	V
Operating temperature	T _{opr}	-25~60	°C
Storage temperature	T _{stg}	-40~90	°C

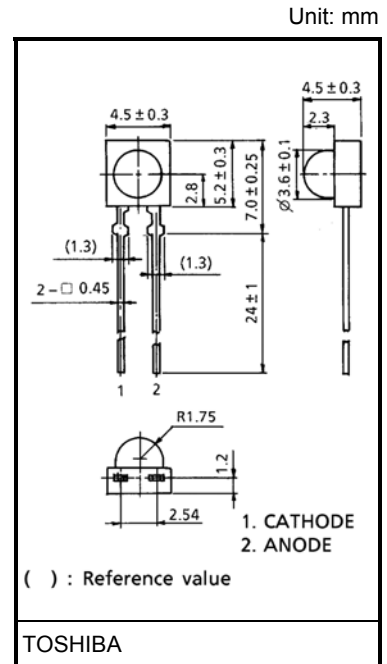
(Note 1): Permissible value for acceptance inspection / characteristic test and is guaranteed for actual application

(Note 2): Within 4 hours at 1 cycle with frequency 10 kHz, duty 50%, power applied for 0.1s paused for 0.4s

Optical And Electrical Characteristics (Ta = 25°C)

Characteristic	Symbol	Test Condition	Min	Typ.	Max	Unit
Forward voltage	V _F	I _F = 50mA	—	1.35	—	V
Pulse forward voltage	V _{FP}	I _{FP} = 300mA, t = 10ms	—	1.75	1.95	V
Reverse current	I _R	V _R = 1V	—	—	100	μ A
Effective emission spot diameter	—	—	—	348	—	μ m
Radiation flux (Note)	ϕ_e	I _{FP} = 300mA, t = 10ms	7	12	—	mW
Half value angle	$\theta_{\frac{1}{2}}$	I _F = 50mA	—	32.5	—	°
Peak emission wavelength	λ_p	I _F = 50mA	—	875	—	nm
Spectral line half width	$\Delta\lambda$	I _F = 50mA	—	40	—	nm

(Note): Luminous radiation output to effective angle ± 25 degree.



Weight: 0.18g (typ.)

Precautions

Please be careful of the followings.

1. Soldering temperature: 260°C max

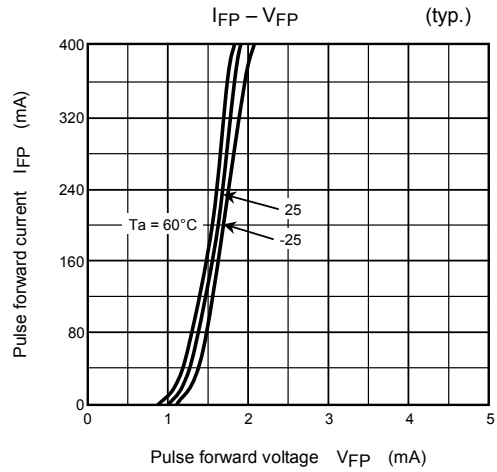
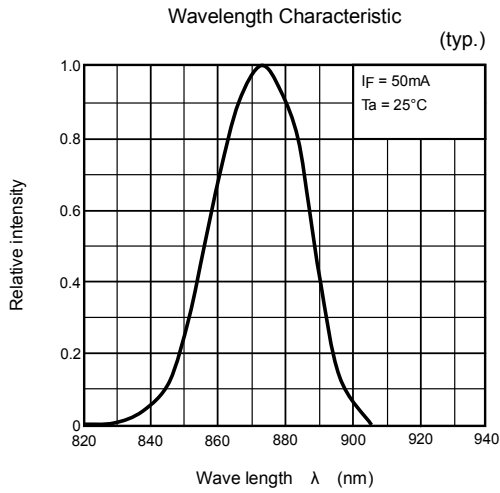
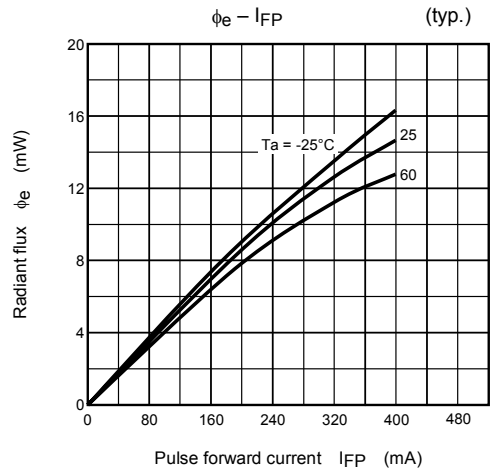
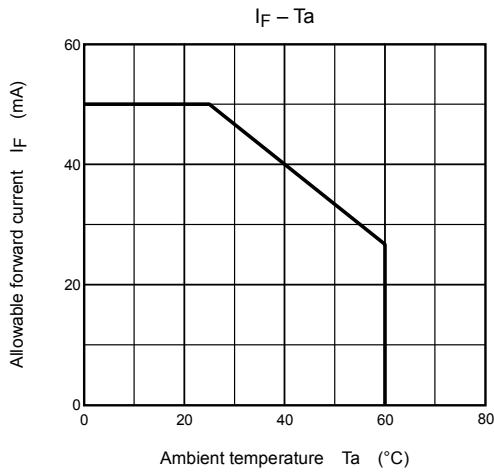
Soldering time: 5s max

(Soldering must be performed 2mm from the bottom of the package.)

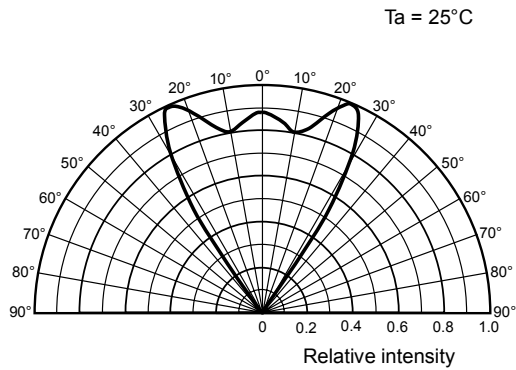
2. When forming the leads, bend each lead under the 2mm from the body of the device.

Soldering must be performed after the leads have been formed.

3. The TLN210(F) for a still camera AF use only. Please do not use this device except for a still camera.



Radiation Pattern (typ.)



RESTRICTIONS ON PRODUCT USE

030619EAC

- The information contained herein is subject to change without notice.
- The information contained herein is presented only as a guide for the applications of our products. No responsibility is assumed by TOSHIBA for any infringements of patents or other rights of the third parties which may result from its use. No license is granted by implication or otherwise under any patent or patent rights of TOSHIBA or others.
- TOSHIBA is continually working to improve the quality and reliability of its products. Nevertheless, semiconductor devices in general can malfunction or fail due to their inherent electrical sensitivity and vulnerability to physical stress. It is the responsibility of the buyer, when utilizing TOSHIBA products, to comply with the standards of safety in making a safe design for the entire system, and to avoid situations in which a malfunction or failure of such TOSHIBA products could cause loss of human life, bodily injury or damage to property.
In developing your designs, please ensure that TOSHIBA products are used within specified operating ranges as set forth in the most recent TOSHIBA products specifications. Also, please keep in mind the precautions and conditions set forth in the "Handling Guide for Semiconductor Devices," or "TOSHIBA Semiconductor Reliability Handbook" etc..
- The TOSHIBA products listed in this document are intended for usage in general electronics applications (computer, personal equipment, office equipment, measuring equipment, industrial robotics, domestic appliances, etc.). These TOSHIBA products are neither intended nor warranted for usage in equipment that requires extraordinarily high quality and/or reliability or a malfunction or failure of which may cause loss of human life or bodily injury ("Unintended Usage"). Unintended Usage include atomic energy control instruments, airplane or spaceship instruments, transportation instruments, traffic signal instruments, combustion control instruments, medical instruments, all types of safety devices, etc.. Unintended Usage of TOSHIBA products listed in this document shall be made at the customer's own risk.
- TOSHIBA products should not be embedded to the downstream products which are prohibited to be produced and sold, under any law and regulations.
- GaAs(Gallium Arsenide) is used in this product. The dust or vapor is harmful to the human body. Do not break, cut, crush or dissolve chemically.