

Coaxial Low Pass Filter

NEW!
VLF-3000

DC to 3000 MHz

Maximum Ratings

Operating Temperature	-55°C to 100°C
Storage Temperature	-55°C to 100°C
RF Power Input	10*W max. at 25°C
DC Current Input to Output	0.5A max. at 25°C


*Passband rating, derate linearly to 3.5W at 100°C ambient.

Features

- low cost
- small size
- 7 sections
- temperature stable
- patent pending

Applications

- harmonic rejection
- transmitters/receivers
- lab use

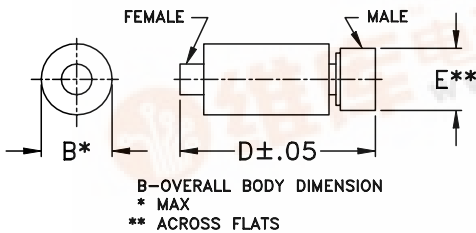


CASE STYLE: FF704
PRICE: \$19.95 ea. QTY (10-24)

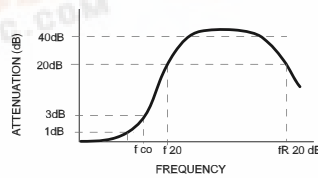
Low Pass Filter Electrical Specifications (T_{AMB}=25°C)

MODEL NO.	PASSBAND (MHz) (loss < 1 dB) Max.	f _{co} , MHz Nom. (loss 3 dB) Typ.	STOP BAND (MHz) (loss, dB)			VSWR (:1)		NO. OF SECTIONS
			f 20 Min.	30 Typ.	fr 20 Typ.	Stopband Typ.	Passband Typ.	
VLF-3000	DC-3000	3600	4350	4780-7500	10000	20	1.2	7

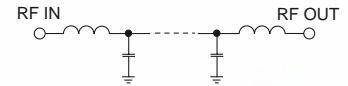
Outline Drawing



typical frequency response



schematic



Typical Performance Data at 25°C

Frequency (MHz)	Insertion Loss (dB)	VSWR (:1)
50	0.03	1.01
1000	0.29	1.23
1500	0.40	1.34
3000	0.77	1.15
3600	2.96	3.08
4480	25.24	25.19
4780	40.44	29.96
5000	46.26	27.59
6500	36.73	19.98
10000	21.68	18.70
11000	19.41	13.70
13000	13.67	12.99
15000	14.56	11.61
17000	16.94	4.41
20000	24.85	4.88

Outline Dimensions (inch/mm)

B	D	E	wt.
.410	1.43	.312	grams
10.41	36.32	7.92	10.0

